




1 Tarmac path and Trolley Park with concrete kerb edging




2 Tarmac car park area



3 Concrete surface to loading bay ramp + Plant slab, brushed finish.



4 600 x 600mm concrete paving slabs to rear maintenance / escape area of Aldi. Colour grey



5 Blister paving




6 Tarmac beneath Aldi canopy



7 Permeable Concrete Block Paving, colour Natural, laid in a herringbone pattern



8 ACO GroundGuard ground reinforcement grid tiles filled with gravel



9 Rolled hoggin self-binding gravel

FOR PROPOSED LOCATION OF MATERIALS SHOWN
ABOVE PLEASE REFER TO SITE PLAN 190866-1301



Chartered Architects
Chartered Building Surveyors
Interior Designers
CDM Services

Glentworth Court, Lime Kiln Close
Stoke Gifford, Bristol BS34 8SR

+44 (0)117 931 2062

www.kendallkingscott.co.uk

Project
Aldi Lampeter, Pontfaen Road

Client
Aldi Stores Ltd

Scale Paper Size Filename
NTS A3 190866 Materials.vwx

© Copyright Do not scale this drawing

Rev	Date	By	Ap	Note
P2	05/11/2021	DM	JS	Addition of materials (8&9)
P1	19/10/21	JKC	JS	Drawing Issue

Drawing Title
Hard Landscaping Materials

Project Number	Drawing Number	Revision
190866-1900	1900	P2

Date	Drawn	Checked	Status
19/10/21	JKC	JS	PLANNING

Check all dimensions and levels on site

Only to be used on the site for which designed. The electronic transmission of designs/information contained in this drawing is carried out entirely at the User's risk and Kendall Kingscott Ltd. will have no liability for any errors or inaccuracies arising therefrom. The production of amended or updated information from the said designs/information by the User is entirely the responsibility of the User and Kendall Kingscott Ltd. shall have no responsibility in respect thereof whatsoever.